











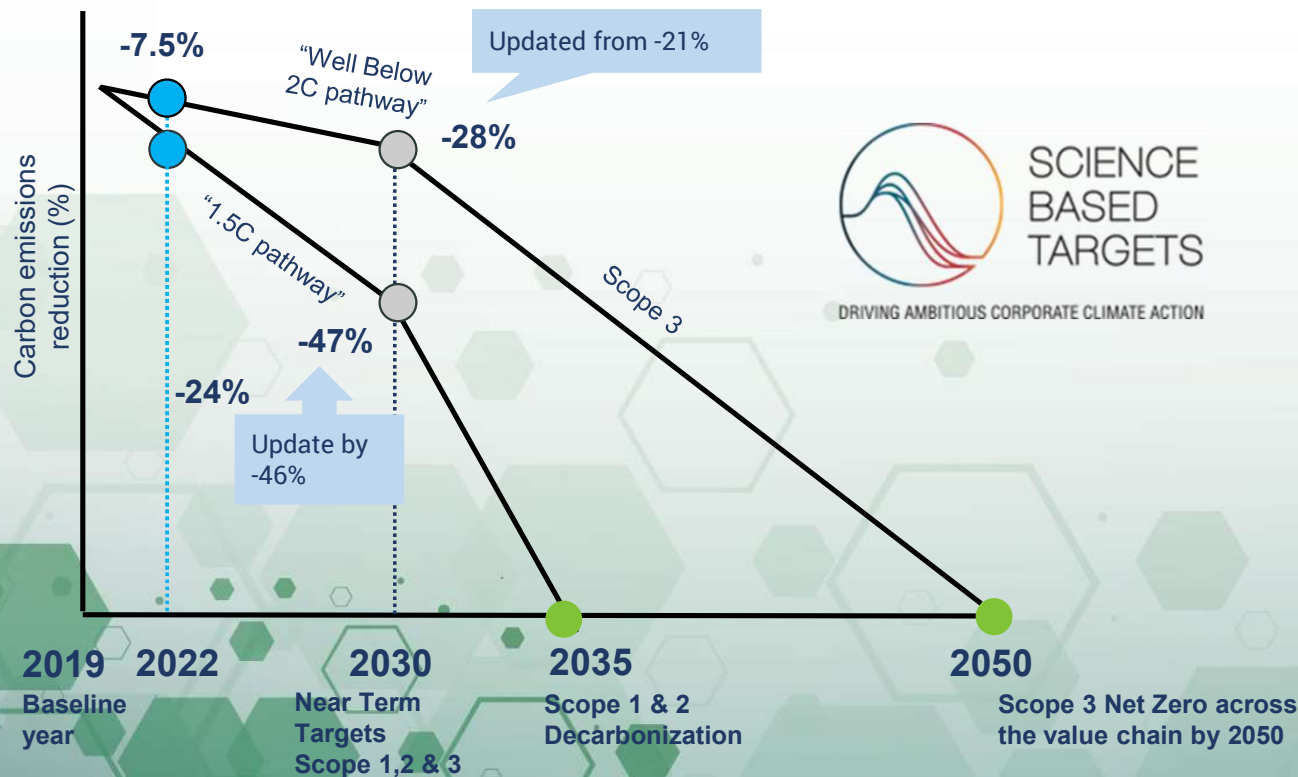


# 2023 – 2025 Sustainability Impact Scorecard

SDGs	Category	KPI	Included in	BASELINE 2022	TARGET 2025	TARGET 2030
 	Impacts on Society	Enable access to green electricity to households		21m 	110m	
		Enable fast digital access to households		3m 	15m	
 	Climate	Percentage reduction of Scope 1&2 GHG Emissions vs baseline 2019	LTI	-24%	-35-37%	-46%
		Percentage reduction of Scope 3 GHG Emissions vs baseline 2019		-7.5%	-11.5-15%	-28%
	Green & Circular Economy	Share of revenues linked to Sustainable Products – in EU / RoW		52% / 5%	57% / 19%	
		Share of recycled content on PE jacket and copper	MBO / LTI	10%	15-16%	
 	Diversity & Inclusion	Percentage of Desk Workers women hired	MBO	44.9%	47-49%	50%
		Percentage of Executive women (grade >) =20	LTI	15.7%	21-24%	>30%
	People Wellbeing	Safety Audit Plan	MBO	-	2.75-5%	
		Leadership Impact Index	LTI	55%	57-61%	>70%
 	Solid Governance & Ownership	Percentage of shareholders employee		37%	44-45%	>50%
				75%	90%	

# Prysmian has Near-Term and Net-Zero Targets approved by SBTi

## Our Targets



## Our Commitment

1. Reduce absolute Scope 1 and 2 GHG emissions 47% by 2030 from a 2019 base year. Reduce absolute Scope 3 GHG emissions 28% within the same timeframe
2. Decarbonize 90% of our Scope 3 carbon footprint by 2050 across the value chain
3. Offset the remaining emissions