



Wires & Cables for Aerospace Applications



Aerospace Business Unit

A brand of
Prysmian
Group



VISION

We believe in the effective, efficient and sustainable supply of Energy and Information as a primary driver in the development of communities.

MISSION

We provide our customers worldwide with superior cable solutions based on state-of-the-art technology and consistent excellence in execution, ultimately delivering sustainable growth and profit.

VALUES

Excellence
Integrity
Understanding

Prysmian Group is the world leader in the industry of high technology cables and systems for energy and telecommunications with sales of some € 8 billions in 2011, the Prysmian Group is a truly global company with subsidiaries in 50 countries, 97 plants, 17 research and development centres and about 22,000 employees. Prysmian Group is strongly positioned in high-tech markets.

Prysmian is listed on the Milan Stock Exchange in the Blue Chip index.



The Aerospace Business Unit organization of The Prysmian Group is dedicated to aviation and space customers throughout the world. As a leader in the aerospace market, the organization under the Prysmian Group offers a wide range of wire and cable solutions for energy including ultra light weight conductors, signal and data transmission utilizing copper or optical transmission.

The Aerospace Business Unit retains the know-how, the experience and the industrial capabilities of Draka-Fileca, the well-known trade mark known by the majority of airframe OEMs and sub-contractors in the industry. This expertise is efficiently supported by the capabilities of Prysmian Group, a worldwide leader in cable solutions.

The organization offers high technology products based on standards and/or specific development executed by highly skilled and experienced specialists in our integrated development center.

Our production facilities in France and Mexico, coupled with our optimized integrated supply chain allow us to consistently offer on-time delivery and service excellence.

Quality is of the utmost priority and the complete organization is certified ISO 9001 (2000), AS/EN 9100; ESA, QPL.


For more information:

Telephone: +33(0)3 44 08 21 21 (Europe & Asia)
1 508 513 2303 (North America)

Fax: +33(0)3 44 08 98 86

Mail: fileca-office@prysmiangroup.com

Website: <http://aerospace.prysmiangroup.com>



SUMMARY

Hook-up wires EN-ASNE

European Hook-up & Airframe Wiring.....	page 4
EN Color Codes, Gauges Codes, Cable Marking.....	page 5
CF series - Hook-up & Airframe Wiring Airbus	page 6
DM series - Hook-up & Wires Airframe Wiring.....	page 7
DR series - Hook-up & Airframe Wiring Light Weight	page 8
DR series - Hook-up & Airframe Wiring Dassault specifications	page 9
AD series - Airframe Wiring Very Light Weight.....	page 10
DZ - AZ series Hook-up & Airframe Wiring - 230 Volt Network.....	page 11
Flight Test Cables	page 12

Hook-up wires MIL

Smooth surface - High performance hook-up wires	page 14
High performance hook-up wires.....	page 15
M 27500 Cables construction.....	page 16
Cable identification and color coding.....	page 17
Shielding and jacketing type.....	page 18
ET-E-EE Series - Nema HP3 Wires	page 19

Data transmission cables

Data transmission - Coaxial Cables.....	page 21
Data transmission - Twinax Bus Cables	page 22
Data transmission - Quad Ethernet.....	page 23
High Data Rate Transmission - Ethernet - USB - HDMI	page 24
Optical Cables	page 25

Space Wires

FA3901 Series - Space Wires.....	page 27
FA3903 Series- Space Wires.....	page 28

Thermocouples and Special Cables

Thermocouples Cables	page 30
Special Cables (AIR 1715/DH/BF/BN)	page 31
Special Cables (F8704-16/F2744-7/F4744-8).....	page 32

Technical Parameters and Packaging












Conductor Wire Gauge / Section / Intensity	page 34
Conductors: material and stranded Construction	page 35
Real Size and Weight.....	page 36

Hook-up Wires EN-ASNE

European Hook-up & Airframe Wiring

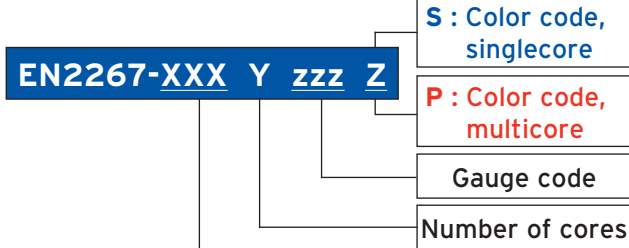
115 V AC Network

Applicable Standards

	Polyimide / Polyimide	Composite Normal Weight	Composite Light Weight	Composite Ultra Light	Composite Light Weight Specification Dassault
	- 55°C + 200°C	-65°C +260°C	-65°C +260°C	-55°C + 180°C	- 55°C + 200°C
▶ SINGLE CORE 	CF-U ASNE0261 EN2266-005A	DM EN2267-008A	DR EN2267-010A	AD ABS0949	-
▶ MULTI CORES 	PF ASNE0264 EN2266-003B	PN EN2267-007B	DRB EN2267-009B	ADB ABS1354	-
	QF ASNE0266 EN2266-003C	QL EN2267-007C	DRC EN2267-009C	ADC ABS1354	-
	RF ASNE0268 EN2266-003D	RK EN2267-007D	DRD EN2267-009D	ADD ABS1354	-
▶ MULTI CORES JACKETED 	-	-	-	-	DRP EN2266-008B
	-	-	-	-	DRT EN2266-008C
	-	-	-	-	DRQ EN2266-008D
▶ SHIELDED & JACKETED 	SJ-U ASNE0270 EN2713-007A SJB EN2713-011A	GJ EN2714-011A	MLA EN2714-013A	VNA ABS1356	MNA EN2713-012A
	TK-U ASNE0272 EN2713-007B TKB EN2713-011B	MH EN2714-011B	MLB EN2714-013B	VNB ABS1356	MNB EN2713-012B
	UD-U ASNE0274 EN2713-007C UDB EN2713-011C	UU EN2714-011C	MLC EN2714-013C	VNC ABS1356	MNC EN2713-012C
	EN2713-007D VLB EN2713-011D	VV EN2714-011D	MLD EN2714-013D	VNB ABS1356	MND EN2713-012D

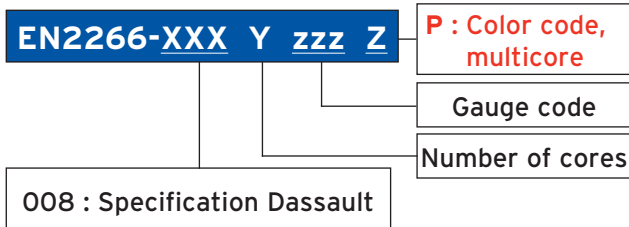
EN Color Codes, Gauges Codes, Cable Marking

UNSHIELDED

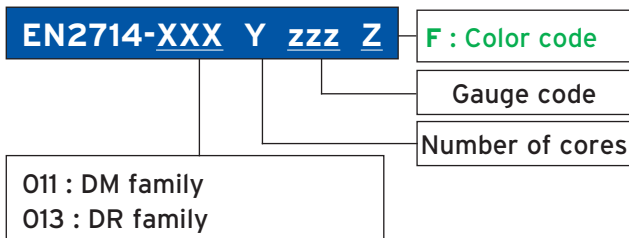
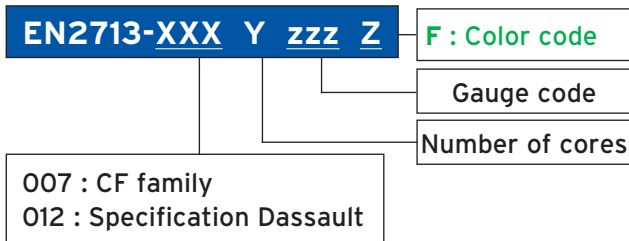


- 007 : DMA family
- 008 : DM family (suitable for UV laser marking)
- 009 : DRA family
- 010 : DR family (suitable for UV laser marking)
- 011 : DZA family
- 012 : DZ family (suitable for UV laser marking)

UNSHIELDED & JACKETED



SHIELDED & JACKETED



Color code S		
Gauge code	Gauge (AWG)	Color
001	26	Light Yellow
002	24	White
004	22	Light Green
006 to 340	20 to 2	White

Color code P		
Code Y	Number of cores in cables	Colors
B	2	Red/Blue
C	3	Red/Blue/Yellow
D	4	Red/Blue/Yellow/Green
E	5	Red/Blue/Yellow/Green/White
F	6	Red/Blue/Yellow/Green/White/Black
G	7	Red/Blue/Yellow/Green/White/Black/Brown
H	8	Red/Blue/Yellow/Green/White/Black/Brown/Orange
I	9	Red/Blue/Yellow/Green/White/Black/Brown/Orange/Violet
J	10	Red/Blue/Yellow/Green/White/Black/Brown/Orange/Violet/Grey

Jacket color (if present) : Gauge codes 002/006/012 (AWG24/20/16), Light Blue. Other gauges, White.

Color code F		
Code Y	Number of cores in cables	Colors
A	1	White *
B	2	Red/Blue
C	3	Red/Blue/Yellow
D	4	Red/Blue/Yellow/Green
E	5	Red/Blue/Yellow/Green/White
F	6	Red/Blue/Yellow/Green/White/Black
G	7	Red/Blue/Yellow/Green/White/Black/Brown
H	8	Red/Blue/Yellow/Green/White/Black/Brown/Orange
I	9	Red/Blue/Yellow/Green/White/Black/Brown/Orange/Violet
J	10	Red/Blue/Yellow/Green/White/Black/Brown/Orange/Violet/Grey

* Light Green, for gauge code 004 (AWG22) and Light Yellow for gauge code 001 (AWG26)

Jacket color (if present) : Gauge codes 002/006/012 (AWG24/20/16): Light Blue. Other gauges, White.

Gauge code	AWG	Nominal cross section (mm ²)
001	26	0,15
002	24	0,25
004	22	0,4
006	20	0,6
010	18	1
012	16	1,2
020	14	2
030	12	3
051	10	5

Gauge code	AWG	Nominal cross section (mm ²)
090	8	9
140	6	14
220	4	22
340	2	34
420	1	42
530	0	53
680	00	67
850	000	85
1070	0000	107


CF Series

Temperature range : - 55°C + 200°C

115 V AC Network

Hook-up & Airframe Wiring Airbus

Cable family	Standard ASNE	Standard EN	AWG Size Range	Construction
▶ SINGLE CORE				
CF-U	ASNE0261	EN2266-005A	26 to 10	Conductor : Nickel plated copper (AWG 22 to 10) High strength nickel plated copper (AWG 26 & 24) Insulation : Polyimide tapes & FEP topcoat Marking : Suitable for UV laser marking
▶ MULTI CORES				
PF	ASNE0264	EN2266-003B	26 to 10	Cores : 2 x ASNE0261 or EN2266 basic cores twisted cable Marking : Cannot be marked by UV laser.
QF	ASNE0266	EN2266-003C	26 to 10	Cores : 3 x ASNE0261 or EN2266 basic cores twisted cable Marking : Cannot be marked by UV laser
RF	ASNE0268	EN2266-003D	26 to 10	Cores : 4 x ASNE0261 or EN2266 basic cores twisted cable Marking : Cannot be marked by UV laser
▶ SHIELDED & JACKETED				
SJ-U	ASNE0270	EN2713-007A	ASNE 26 to 14 EN 26 to 10	ASNE0261 or EN2266 basic core + Shield : nickel plated copper spiral Sheath : Polyimide & FEP topcoat Marking : Suitable for UV laser marking
TK-U	ASNE0272	EN2713-007B	ASNE 26 to 12 EN 26 to 10	Cores : 2 x ASNE0261 or EN2266 basic core + Shield : nickel plated copper spiral Sheath : Polyimide & FEP topcoat Marking : Suitable for UV laser marking
UD-U	ASNE0274	EN2713-007C	ASNE 26 to 14 EN 26 to 12	Cores : 3 x ASNE0261 or EN2266 basic core + Shield : nickel plated copper spiral Sheath : Polyimide & FEP topcoat Marking : Suitable for UV laser marking
VL	-	EN2713-003D	26 to 10	Cores : 4 x ASNE0261 or EN2266 basic core + Shield : nickel plated copper spiral Sheath : Polyimide & FEP topcoat Marking : Suitable for UV laser marking



For detailed technical information refer to the product data sheet.

Hook-up and Airframe Wiring High Temperature - Arc Tracking resistant

Cable family	Standard	AWG Range	Construction
▶ SINGLE CORE			
DM	EN2267-008A	26 to 06	Conductor : Nickel plated copper (AWG 22 to 06) High strength nickel plated copper alloy (AWG 26 & 24)
DMA	EN2267-007A	26 to 06	Insulation : Polyimide + PTFE tapes Marking : Suitable for UV laser marking Same construction as DM but not sensitive to UV.
▶ MULTI CORES			
PN	EN2267-007B	26 to 06	Cores : 2 x EN2267-007 (DM-A) basic cores twisted cable Marking : Not for UV laser marking
QL	EN2267-007C	26 to 06	Cores : 3 x EN2267-007 (DM-A) basic cores twisted cable Marking : Not for UV laser marking
RK	EN2267-007D	26 to 06	Cores : 4 x EN2267-007 (DM-A) basic cores twisted cable Marking : Not for UV laser marking
▶ SHIELDED & JACKETED			
GJ	EN2714-011A	26 to 10	Cores : 1 x EN2267-007 (DM-A) basic core Shield : Nickel plated copper spiral shield Sheath : Polyimide + PTFE tapes Marking : Suitable for UV laser marking
MH	EN2714-011B	26 to 10	Cores : 2 x EN2267-007 (DM-A) basic cores twisted cable Shield : Nickel plated copper spiral shield Sheath : Polyimide + PTFE tapes Marking : Suitable for UV laser marking
UU	EN2714-011C	26 to 10	Cores : 3 x EN2267-007 (DM-A) basic cores twisted cable Shield : Nickel plated copper spiral shield Sheath : Polyimide + PTFE tapes Marking : Suitable for UV laser marking
VV	EN2714-011D	26 to 14	Cores : 4 x EN2267-007 (DM-A) basic cores twisted cable Shield : nickel plated copper spiral shield Sheath : Polyimide + PTFE tapes Marking : sensitive to UV laser
MJ	EN2714-012E	18 to 12	Cores : 5 x EN2267-007 (DM-A) basic cores twisted cable Shield : Nickel plated copper braided shield Sheath : Polyimide + PTFE tapes Marking : Suitable for UV laser marking



DR Series

Temperature range : - 65°C + 260°C

115 V AC Network

Hook-up and Airframe Wiring Light Weight Arc Tracking resistant

Cable family	Standard	AWG Range	Construction
▶ SINGLE CORE			
DR	EN2267-010A	26 to 02	Conductor : Nickel plated copper (AWG 22 to 02) High strength nickel plated copper alloy (AWG 26 & 24) Insulation : Polyimide + PTFE tapes Marking : Suitable for UV laser marking
DRA	EN2267-009A	26 to 02	Same construction as DR but not sensitive to UV.
▶ MULTI CORES			
DRB	EN2267-009B	26 to 02	Cores : 2 x EN2267-009A (DR-A) basic cores twisted cable
DRC	EN2267-009C	26 to 02	Cores : 3 x EN2267-009A (DR-A) basic cores twisted cable
DRD	EN2267-009D	26 to 08	Cores : 4 x EN2267-009A (DR-A) basic cores twisted cable
▶ SHIELDED & JACKETED			
MLA	EN2714-013A	26 to 10	Cores : 1 x EN2267-009A (DR-A) basic core Shield : Nickel plated copper spiral shield Sheath : Polyimide + PTFE tapes Marking : Suitable for UV laser marking
MLB	EN2714-013B	26 to 10	Cores : 2 x EN2267-009A (DR-A) basic cores twisted cable Shield : nickel plated copper spiral shield Sheath : Polyimide + PTFE tapes Marking : Suitable for UV laser marking
MLC	EN2714-013C	26 to 10	Cores : 3 x EN2267-009A (DR-A) basic cores twisted cable Shield : Nickel plated copper spiral shield Sheath : Polyimide + PTFE tapes Marking : Suitable for UV laser marking
MLD	EN2714-013D	26 to 10	Cores : 4 x EN2267-009 (DR-A) basic cores twisted cable Shield : Nickel plated copper spiral shield Sheath : Polyimide + PTFE tapes Marking : Sensitive to UV laser
MME	EN2714-014E	18 to 10	Cores : 5 x EN2267-009A (DR-A) basic cores twisted cable Shield : Nickel plated copper braided shield Sheath : Polyimide + PTFE tapes Marking : Suitable for UV laser marking
MMX	EN2714-014X	18 to 10	Cores : 6 to 10 cores, available on request



For detailed technical information refer to the product data sheet.

Hook-up and Airframe Wiring Dassault Specifications

Jacketed Multicore Light Weight Airframe wiring

Silver Shielded and Jacketed Light Weight Airframe Wiring

Cable family	Standard	AWG Size	Construction
▶ MULTI CORES			
DRP	EN2266-008B	26 to 14	Cores : 2 x EN2267-009A (DR-A) basic core twisted cable Sheath : Polyimide + Fluoropolymer top coat Marking : Suitable for UV laser marking
DRT	EN2266-008C	26 to 12	Cores : 3 x EN2267-009A (DR-A) basic core twisted cable Sheath : Polyimide + Fluoropolymer top coat Marking : Suitable for UV laser marking
DRQ	EN2266-008D	26 to 14	Cores : 4 x EN2267-009A (DR-A) basic core twisted cable Sheath : Polyimide + Fluoropolymer top coat Marking : Suitable for UV laser marking
▶ SHIELDED & JACKETED			
MNA	EN2713-012A	26 to 10	Cores : 1 x EN2267-009A (DR-A) basic core Shield : Silver plated copper spiral shield Sheath : Polyimide + Fluoropolymer top coat Marking : Suitable for UV laser marking
MNB	EN2713-012B	26 to 14	Cores : 2 x EN2267-009A (DR-A) Basic core twisted cable Shield : Silver plated copper spiral shield Sheath : Polyimide + Fluoropolymer top coat Marking : Suitable for UV laser marking
MNC	EN2713-012C	26 to 14	Cores : 3 x EN2267-009A (DR-A) basic core twisted cable Shield : Silver plated copper spiral shield Sheath : Polyimide + Fluoropolymer top coat Marking : Suitable for UV laser marking
MND	EN2713-012D	26 to 16	Cores : 4 x EN2267-009A (DR-A) basic core twisted cable Shield : Silver plated copper spiral shield Sheath : Polyimide + Fluoropolymer top coat Marking : Suitable for UV laser marking

For detailed technical information refer to the product data sheet.

AD Series

Temperature range : - 55°C + 180°C

115 V AC Network



Airframe Wiring Very Light Weight Arc Tracking resistant

Cable family	Standard	AWG Size Range	Construction
▶ SINGLE CORE			
AD	ABS0949	24 to 04 3 to 000	Conductor : Nickel plated copper clad aluminium (AWG 24 to 4) Nickel plated aluminium (AWG 3 to 000) Insulation : Polyimide tape + PTFE tape Marking : Suitable for UV laser marking
ADA	ABS 1354		Same constructions as AD but not sensitive to UV
▶ MULTI CORES			
ADB	ABS 1354	24 to 04 03 to 000	Cores : 2 X ABS 1354 (ADA) basic cores twisted cable Marking : Not suitable for UV laser marking
ADC	ABS 1354	24 to 04 03 to 000	Cores : 3 x ABS 1354 (ADA) basic cores twisted cable Marking : Not suitable for UV laser marking
ADD	ABS 1354	24 to 04 03 to 01	Cores : 4 x ABS 1354 (ADA) basic cores twisted cable Marking : Not suitable for UV laser marking
▶ SHIELDED & JACKETED			
VNA	ABS 1356	24 to 10	Cores : 1 x ABS 1354 (ADA) basic core Shield : Nickel plated copper spiral shield Sheath : Polyimide + PTFE tapes Marking : Suitable for UV laser marking
VNB	ABS 1356	24 to 10	Cores : 2 x ABS 1354 (ADA) basic cores twisted cable Shield : Nickel plated copper spiral shield Sheath : Polyimide + PTFE tapes Marking : Suitable for UV laser marking
VNC	ABS 1356	24 to 10	Cores : 3 x ABS 1354 (ADA) basic cores twisted cable Shield : Nickel plated copper spiral shield Sheath : Polyimide + PTFE Tapes Marking : Suitable for UV laser marking
VND	ABS 1356	24 to 14	Cores : 4 x ABS 1354 (ADA) basic cores twisted cable Shield : Nickel plated copper spiral shield Sheath : Polyimide + PTFE tapes Marking : Suitable for UV laser marking



For detailed technical information refer to the product data sheet.



DZ, AZ Series

Temperature range : - 65°C up to 180°C (AZ)
 - 65°C up to 260°C (DZ)

Hook-up and Airframe Wiring Light Weight and Ultra Light Weight 230V High Voltage Networks

Cable family	Standard	AWG Size	Construction
▶ SINGLE CORE			
DZ	EN2267-012	10, 12, 16	Conductor : Nickel plated copper Insulation : Poyimide + PTFE tapes Marking : Suitable for UV laser marking
▶ MULTI CORES			
DZB	EN2267-011	10, 12, 16	Cores : 2 X EN2267-0012 (DZ) twisted
DZC	EN2267-011	10, 12, 16	Cores : 3 X EN2267-0012 (DZ) twisted

▶ SINGLE CORE			
AZ	EN4681-005	00, 1, 3	Conductor : Nickel plated aluminium Insulation : Poyimide + PTFE tapes Marking : Suitable for UV laser marking
AZA	EN4681-006	00, 1, 3	Same construction as AZ for multi cores and suitable color coding according to table
▶ MULTI CORES			
AZB	EN4681-006	00, 1, 3	Cores : 2 X EN24681-006 (AZA) basic cores twisted cables
AZC	EN4681-006	00, 1, 3	Cores : 3 X EN24681-006 (AZA) basic cores twisted cables

Flight test cables

Temperature range : - 55°C + 260°C

Operating Voltage : 250 V

Flight test cables

Cable family	Standard	AWG Size	Construction
BG	ASNE0409	24	Conductor : Nickel plated copper, solderable Insulation : PTFE tape Marking : Suitable for UV laser marking
SU	ASNE0410	24	Cores : 1 ASNE0409 BG basic core Shield : Nickel plated copper spiral Sheath : Polyimide tape + PTFE tape Marking : Suitable for UV laser marking
TV	ASNE0411	24	Cores : 2 ASNE0409BG basic cores twisted cable + PTFE tape Shield : Nickel plated copper spiral Sheath : Polyimide tape + PTFE tape Marking : Suitable for UV laser marking
VF	ASNE0412	24	Cores : 4 ASNE0409 BG basic cores twisted cable + PTFE tape Shield : Nickel plated copper spiral Sheath : Polyimide tape + PTFE tape Marking : Suitable for UV laser marking
HK	ASNE0413	24	Thermocouple cable Conductor : Nickel chromium/Nickel aluminium Insulation : PTFE tape Shield : Nickel plated copper braid Sheath : Polyimide tape + PTFE tape



For detailed technical information refer to the product data sheet.

For flight test, other references are available on request with special color identification (orange) as :

DR Ref : EN2267-010AxxxH

ML Ref : EN2714-013AxxxE

EN2714-013BxxxE

EN2714-013CxxxE

EN2714-013DxxxE

(xxx) = Gauge code

Hook-up Wires MIL

M22759 Series

Voltage rating : 600 VOLTS (rms)*

High Performance Hook-up Wires (AS22759/80 - /92)

Standard	AWG Size	Max. Operating Temperature	Construction
AS22759/80	26 to 10	150°C	Tin coated copper Special polyimide tape + PTFE tapes Light weight
AS22759/81	26 to 20	200°C	Silver coated high strength or ultra high strength copper Alloy Special polyimide tape + PTFE tapes Light weight
AS22759/82	26 to 20	260°C	Nickel coated high strength or ultra high strength copper Alloy Special polyimide tape + PTFE tapes Light weight
AS22759/83	8 to 0000	200°C	Silver coated copper Special polyimide tape + PTFE tapes + Meta-aramid fiber braid Normal Weight
AS22759/84	8 to 0000	260°C	Nickel coated copper Special polyimide tape + PTFE tapes + Meta-aramid fiber braid Normal weight
AS22759/85	8 to 0000	150°C	Tin coated copper Special polyimide tape + PTFE tapes + Meta-aramid fiber braid Normal weight
AS22759/86	26 to 0000	200°C	Silver coated copper Special polyimide tape + PTFE tapes Normal weight
AS22759/87	26 to 0000	260°C	Nickel coated copper Special polyimide tape + PTFE tapes Normal weight
AS22759/88	26 to 0000	150°C	Tin coated copper Special polyimide tape + PTFE tapes Normal weight
AS22759/89	26 to 20	200°C	Silver coated high strength or ultra high strength copper Alloy Special polyimide tape + PTFE tapes Normal weight
AS22759/90	26 to 20	260°C	Nickel coated high strength or ultra high strength copper Alloy Special polyimide tape + PTFE tapes Normal weight
AS22759/91	26 to 10	200°C	Silver coated copper Special polyimide tape + PTFE tapes Light weight
AS22759/92	26 to 10	260°C	Nickel coated copper Special polyimide tape + PTFE tapes Light weight

For detailed technical information refer to the product data sheet.

* : This insulation system has been used in aerospace applications using 115 volts (phase to neutral), 400 hertz ac and 28 volts dc. Verification of the suitability of this product for use in other electrical system configurations is the responsibility of the user.

Draka Fileca is an approved supplier for DSCC drawings 04034 to 04049 (please see the technical data sheets for more details)

M22759 Series

Voltage rating : 600 VOLTS (rms)*

Smooth Surface

High Performance Hook-up Wires (AS22759/180 - /192)

Standard	AWG Size	Max. Operating Temperature	Construction
AS22759/180	26 to 10	150°C	Tin coated copper Special polyimide tape + PTFE tapes Light weight Smooth surface
AS22759/181	26 to 20	200°C	Silver coated high strength or ultra high strength copper alloy Special polyimide tape + PTFE tapes Light weight Smooth surface
AS22759/182	26 to 20	260°C	Nickel coated high strength or ultra high strength copper alloy Special polyimide tape + PTFE tapes Light weight Smooth surface
AS22759/183	8 to 0000	200°C	Silver coated copper Special polyimide tape + PTFE tapes + meta-aramid fiber braid Normal weight Smooth surface
AS22759/184	8 to 0000	260°C	Nickel coated copper Special polyimide tape + PTFE tapes + meta-aramid fiber braid Normal weight Smooth surface
AS22759/185	8 to 0000	150°C	Tin coated copper Special polyimide tape + PTFE tapes + meta-aramid fiber braid Normal weight Smooth surface
AS22759/186	26 to 0000	200°C	Silver coated copper Special polyimide tape + PTFE tapes Normal weight Smooth surface
AS22759/187	26 to 0000	260°C	Nickel coated copper Special polyimide tape + PTFE tapes Normal weight Smooth surface
AS22759/188	26 to 0000	150°C	Tin coated copper Special polyimide tape + PTFE tapes Normal weight Smooth surface
AS22759/189	26 to 20	200°C	Silver coated high strength or ultra high strength copper alloy Special polyimide tape + PTFE tapes Normal weight Smooth surface
AS22759/190	26 to 20	260°C	Nickel coated high strength or ultra high strength copper alloy Special polyimide tape + PTFE tapes Normal weight Smooth surface
AS22759/191	26 to 10	200°C	Silver coated copper Special polyimide tape + PTFE tapes Light weight Smooth surface
AS22759/192	26 to 10	260°C	Nickel coated copper Special polyimide tape + PTFE tapes Light weight Smooth surface

M27500 Cables Construction

NEMA WC27500 Specification

Cable designation (The cable is identified by a combination of digits and letters in accordance with the following)

Example:

M27500	A	22	WR	3	N	24
Identification Number	Identification method of cable wire and shield coverage (See the table below for the whole list)	Conductor Size	Symbol for the basic wire specification (See the table below for the whole list)	Number of wires in cable	Shield style material (See the table on page 18 for the whole list)	Jacket material (See the table on page 18 for the whole list)

Identification method of Cable Wire (with Shield Coverage)

Identification method of Cable Wire (with 85% Shield Coverage)	Identification method of Cable Wire (with 90% Shield Coverage)	Description
-	C	White wires with Spiral Stripes (color of the stripes in accordance with table 3-1 of NEMA WC 27500 spec.)
F	H	White wires with Spiral Stripes (color of the stripes in accordance with table 3-2 of NEMA WC 27500 spec.)
A	D	Solid color in accordance with table 3-1 of NEMA WC 27500 spec.
G	J	Solid color in accordance with table 3-2 of NEMA WC 27500 spec.
B	E	Solid color in accordance with table 3-3 of NEMA WC 27500 spec. and color bands (for identification of wire number in the cable. In accordance with table 3-4 of NEMA WC27500 spec.)
K	M	Solid color in accordance with table 3-3 of NEMA WC 27500 spec. (Numbers are printed on the insulation for identification of wire number in the cable)
L	N	White wires (Numbers are printed on the insulation for identification of wire number in the cable)
P	R	White wires with Spiral Stripes (color of the stripes in accordance with table 3-3 of NEMA WC 27500 spec.) and color bands (for identification of wire number in the cable. In accordance with table 3-4 of NEMA WC27500 spec.)
S	T	White wires and color bands (for identification of wire number in the cable. In accordance with table 3-4 of NEMA WC27500 spec.)
U	V	Color codes specified by the procuring activity

Symbol	Basic Wire Spec.
WB	AS22759/80
WC	AS22759/81
WE	AS22759/82
WF	AS22759/83
WG	AS22759/84
WH	AS22759/85
WJ	AS22759/86
WK	AS22759/87
WL	AS22759/88
WM	AS22759/89
WN	AS22759/90
WP	AS22759/91
WR	AS22759/92

Symbol	Basic Wire Spec.
DB	AS22759/180
DC	AS22759/181
DE	AS22759/182
DF	AS22759/183
DG	AS22759/184
DH	AS22759/185
DJ	AS22759/186
DK	AS22759/187
DL	AS22759/188
DM	AS22759/189
DN	AS22759/190
DP	AS22759/191
DR	AS22759/192

M27500 Cable Identification and Color Coding

Extracts of Tables 3-1, 3-2, 3-3 and 3-4 of NEMA WC 27500 for Identification Colors *

Table 3-1 of NEMA WC 27500

Wire N°1 : White □
Wire N°2 : Blue ■
Wire N°3 : Orange ■
Wire N°4 : Green ■
Wire N°5 : Red ■
Wire N°6 : Black ■

...

Table 3-2 of NEMA WC 27500

Wire N°1 : Red ■ **
Wire N°2 : Blue ■
Wire N°3 : Yellow ■
Wire N°4 : Green ■
Wire N°5 : White □
Wire N°6 : Black ■

...

** For a sinfle core cable, the color of the wire is White.

Table 3-3 of NEMA WC 27500

AWG N°26: Black ■
AWG N°24 : Blue ■
AWG N°22 : Green ■
AWG N°20 : Red ■
AWG N°18 : White (or violet) □ (or ■)
AWG N°16 : Blue ■

...

Table 3-4 of NEMA WC 27500

Wire N°1 : None
Wire N°2 : 2 Narrow
Wire N°3 : 3 Narrow
Wire N°4 : 4 Narrow
Wire N°5 : 5 Narrow
Wire N°6 : 6 Narrow

...

* More details about the circuit identification colors for basic wires are given in NEMA WC 27500

M27500 Shielding and Jacketing Type

Shield Style Material

Symbol Single Shield Style	Symbol Double Shield Style	Shield Material	Maximum Temperature Limit for Shield Material (Information only)
U	-	No shield	-
T	V	Tin-coated copper, round	150°C
S	W	Silver-coated copper, round	200°C
N	Y	Nickel-coated copper, round	260°C
F	Z	Stainless Steel, round	400°C
C	R	Nickel-coated copper 27%, round	400°C
M	K	Silver-coated high strength copper alloy, round	200°C
P	L	Nickel-coated high strength copper alloy, round	260°C
G	A	Silver-coated copper, flat	200°C
H	B	Silver-coated high strength copper alloy, flat	200°C
*	#	Nickel-coated copper, flat	260°C
J	D	Tin-coated copper, flat	150°C
E	X	Nickel-coated high strength copper alloy, flat	260°C
I	Q	Nickel-chromium alloy, flat	400°C
\$	+	Heavy Silver-coated copper, round	200°C

Jacket Style Material

Single Jacket Symbol	Double Jacket Symbol	Jacket Material	Maximum Temperature Rating for Jacket Material (Information only)
00	00	No Jacket	-
06	56	Extruded or tape wrapped PTFE (White)	260°C
11	61	Polyimide tape with FEP top-coat	200°C
12	62	Polyimide tape with Polyimide top-coat	200°C
24	74	Polyimide tape + PTFE tape (White)	260°C
25	75	Polyimide tape + PTFE tape (White) / Smooth surface	260°C

NEMA HP3 Wires (former MIL W 16878)

Cable family	Operating voltage	AWG Size Range	Construction
▶ SINGLE CORE			
ET	250 V	32 to 20	Conductor : Silver plated copper In option : Nickel plated copper conductor (up to 260°C) Insulation : PTFE
E	600 V	32 to 12	Conductor : Silver plated copper In option : Nickel plated copper conductor (up to 260°C) Insulation : PTFE
EE	1000 V	32 to 12	Conductor : Silver plated copper In option : Nickel plated copper conductor (up to 260°C) Insulation : PTFE
▶ SHIELDED & JACKETED			
ET	250 V	30 to 20	Cores : ET, E, or EE series Shield : Silver plated copper braid Sheath : PTFE Exist with 1, 2 or 3 conductors
E	600 V	30 to 20	Cores : ET, E, or EE series Shield : Silver plated copper braid Sheath : PTFE Exist with 1, 2 or 3 conductors
EE	1000 V	30 to 20	Cores : ET, E, or EE series Shield : Silver plated copper braid Sheath : PTFE Exist with 1, 2 or 3 conductors



For detailed technical information refer to the product data sheet.

To know the different shield and jacket styles available, please contact our sales department.

Data Transmission Cables

Coaxial Cables 150°C to 250°C

Cable family or Draka reference	Standard ASNE	Ø max mm	Z Ohms	Temperature range °C	Max Mass kg/km	Construction
XE	NSA 935344 M17/138 00001 RG188AU	2,7	50	250		Conductor : Silver plated annealed copper covered steel Dielectric : PTFE Shielding : 1 Silver plated copper braid Jacket : PTFE
XF	ASNE 0293 M17/128 00001 RG400U	5,1	50	200	77	Conductor : Silver plated copper Dielectric : PTFE Shielding : 2 Silver plated copper braids Jacket : FEP
SW	ASNE 0291	1,91	n/a	200	10	Conductor : Silver plated copper Dielectric : PTFE Shielding : 1 Silver plated copper braid Jacket : Polyimide/FEP
WR	ASNE 0736	8,2	50	200	140	Conductor : Silver plated copper Dielectric : Polyimide/PTFE Shielding : 2 Silver plated copper braids Jacket : FEP
F1703-93		4,3	50	200	48	Conductor : Silver plated copper Dielectric : Polyimide/PTFE Shielding : 2 Silver plated copper braids + tape Jacket : FEP
F1709-72		3,3	50	150	29,7	Conductor : Silver plated copper Dielectric : PTFE Shielding : 2 Silver plated copper braids + tape Jacket : FEP
XK	M17/10 RG400U	5,2	75	150	60	Conductor : Silver copper clad steel Dielectric : PTFE Shielding : 1 Silver plated copper braid Jacket : FEP

For detailed technical information refer to the product data sheet.

Data Transmission

Twinax-Bus Cables For Harsh Environment

Cable family or Draka reference	Standard ASNE	Ø max mm	AWG size	Z Ohms	Temperature range °C	Max Mass kg/km	Construction
WJB	ASNE0479	3,9	24	77	200°C	37	Shielded and jacketed data bus twisted pair Conductor : Silver plated copper alloy Insulation : PTFE Shield : 2 Tinned plated copper braids Sheath : Fluoropolymer
WJC	EN3375-004C	3,9	24	77	200°C	37	Shielded and jacketed data bus twisted pair Conductor : Silver plated copper alloy Insulation : PTFE Shield : 2 Silver plated copper braids Sheath : Fluoropolymer
WW	EN3375-007	3	26	77	200°C	21	Shielded and jacketed data bus twisted pair Conductor : Silver plated copper alloy Insulation : PTFE Shield : 2 Silver plated copper braids Sheath : Fluoropolymer
F2709-12		5,35	20	75	200°C	78	High immunity and jacketed data bus twisted pair Conductor : Silver plated copper alloy Insulation : PTFE Shield : 2 Silver plated copper braids + tapes Sheath : Polyimide/ PTFE
F2709-9		4,8	22	75	200°C	50,5	High immunity and jacketed data bus twisted pair Conductor : Silver plated copper alloy Insulation : PTFE Shield : 2 Silver plated copper braids + tapes Sheath : Polyimide/ PTFE
F2709-13		4,1	24	75	200°C	43	High immunity and jacketed data bus twisted pair Conductor : Silver plated copper alloy Insulation : PTFE Shield : 2 Silver plated copper braids + tapes Sheath : Polyimide/ PTFE
F2709-35		2,6	30	75	200°C	16,5	High immunity and jacketed data bus twisted pair Conductor : Silver plated copper alloy Insulation : PTFE Shield : 2 Silver plated copper braids + tapes Sheath : Fluoropolymer
WF F2703-37	ABS0386	3,3	24	125	150°C	23,4	Shielded and jacketed data bus twisted pair Conductor : Silver plated copper alloy Insulation : PTFE Shield : 1 Nickel plated copper braids Sheath : Polyimide

For detailed technical information refer to the product data sheet.

Quad-Ethernet

Cable family or Draka reference	Standards	Ø mm	AWG Size	Impedance Ohms	Construction
KB F 4704-4	ABS0972 ARINC 664	4.40	24	100	Conductor : Silver plated copper alloy Insulation : Fluoropolymer Shield : 1 Silver plated copper braid Sheath : FEP Marking : Suitable for UV laser marking
KD F 4704-5	ABS1503 ARINC 664	4.40	24	100	Conductor : Silver plated copper alloy Insulation : Fluoropolymer Shield : 1 Silver plated copper braid Sheath : FEP Marking : Suitable for UV laser marking
F 4704-6		3.80	26	100	Conductor : Silver plated copper alloy Insulation : Fluoropolymer Shield : 1 Silver plated copper braid Sheath : FEP Marking : Suitable for UV laser marking
F 4704-8		6.00	24	150	Conductor : Silver plated copper Insulation : PTFE foam skin Shield : 1 Silver plated copper braid Sheath : FEP Marking : Suitable for UV laser marking
F 4704-9		4.85	26	150	Conductor : Silver plated copper Insulation : PTFE foam skin Shield : 1 Silver plated copper braid Sheath : FEP Marking : Suitable for UV laser marking
F 4704-6		5.30	24	100	High immunity quad cable Conductor : Silver plated copper Insulation : Fluoropolymer Protection tape Shield : Silver plated + copper High permeability screen Braid : Silver plated copper Jacket : Fluoropolymer
KL F 4704-13	EN3375-011	4.30	24	100	Conductor : Silver coated copper Insulation : Foam extruded fluoropolymer Inner Shield : Aluminium/mylar Outer Shield : Round Silver coated copper braid Jacket : ETFE Filler : Fluoropolymer



For detailed technical information refer to the product data sheet.

High Data Rate Transmission

Ethernet - USB - HDMI

Very High Data Rate Cables + 125°C Operating Temperature

Draka reference	Categorie	Ø max mm	AWG	Impedance Ohms	Max Mass kg/km	Construction
4709-8	5e	5,5	26	100	51	Shielded data patch cable/ unshielded transmission pairs Conductor : Silver plated copper Insulation : Fluoropolymer Shield : 1 Silver plated copper braid+ tape Jacket : Fluoropolymer
4709-11	5e	6,8	24	100	80	Shielded data patch cable/ unshielded transmission pairs Conductor: Silver plated copper Insulation: Fluoropolymer Shield: 1 Silver plated copper braid+ tape Jacket: Fluoropolymer
4709-5	7	8,7	24	100	100	Shielded data patch cable/ shielded transmission pairs Conductor: Silver plated copper Insulation: Fluoropolymer Shield: 1 Silver plated copper braid+ tape Jacket: Fluoropolymer
4709-13	7	7,4	26	100	90	Shielded data patch cable/ shielded transmission pairs Conductor: Silver plated copper Insulation: Fluoropolymer Shield: 1 Silver plated copper braid+ tape Jacket: Fluoropolymer
4709-17	USB 2 compatible	3,95	24	33	90	Shielded data cable/ unshielded transmission pair and EN2267 DR wires Conductor: Silver plated copper, nickel plated copper Insulation: Fluoropolymer Shield: 1 Silver plated copper braid+ tape Jacket: Fluoropolymer
6774-3	HDMI	12	24	175	100	Shielded data cable/ shielded transmission pairs with EN2267 DR wires Conductor: Silver plated copper, nickel plated copper Insulation: Fluoropolymer Shield: 1 Silver plated copper braid+ tape Jacket: Fluoropolymer

For detailed technical information refer to the product data sheet.








Multi Mode (MMF) & Single Mode (SMF) Technologies Harsh Environment, Up to 10 Gbits/s, Tight Cables

Cable family or Draka reference	Standard ASNE	Ø nom mm	fibre	Max Mass kg/km	Temperature range °C	Construction
F1913-2P	EN 4641-301	1,8	MMF	5	-60/+135	Fibre : OM2 Jacket : PEEK Flexibility : 10 X outer diameter Draka nominal mass : 3 kg/km Easy termination
F1913-11	ASNE 0293	1,8	SMF	5	-60/+135	Fibre : SMF 9/125 Jacket : PEEK Flexibility : 10 X outer diameter Draka nominal mass : 3 kg/km Easy termination
F1913-12		1,8	MMF	4	-65/+135	Fibre* : OM3 bend insensitive Jacket : High performances fluoropolymer Flexibility : 5 X outer diameter Easy termination
LA	JN1008B	2,5	MMF	10	-60/+135	Fibre : 200/ 280 µm Max Attenuation 20 dB/km Jacket : ETFE
LB	JN1008B	0,9	MMF	-	-60/+135	Fibre : 200/ 280 µm Max Attenuation 20 dB/km Jacket : ETFE

* adaptation to other cores upon request

Space Wires

F A3901 Series Light and Medium Weight constructions

	Cable family	Standards	AWG Range	Description	
► MEDIUM WEIGHT					
SINGLE CORE	A3901-1-1	ESCC/ESA 3901-001	28 to 16	Conductor : Silver plated copper Insulation : Polyimide tapes Polyimide top coat	
MULTICORES JACKETED	A3901-1-X-G X : 2 to 3 conductors	ESCC/ESA 3901-001	16	Conductor : Silver plated copper Insulation : Polyimide tapes Polyimide top coat Sheath : Polyimide tapes	
SHIELDED JACKETED	A3901-1-X-HG X : 1 to 3 conductors	ESCC/ESA 3901-001	16	Conductor : Silver plated copper Insulation : Polyimide tapes Polyimide top coat Shield Helical screen-silver plated copper Sheath : Polyimide tapes	
► LIGHT WEIGHT					
SINGLE CORE	A3901-2-1	ESCC/ESA 3901-002	28 to 18	Conductor : Silver plated copper Insulation : Polyimide tapes Polyimide top coat	
MULTICORES JACKETED	A3901-2-X-G X : 2 to 3 conductors	ESCC/ESA 3901-002	28 to 18	Conductor : Silver plated copper Insulation : Polyimide tapes Sheath : Polyimide top coat Polyimide tapes	
SHIELDED JACKETED	A3901-2-X-HG X : 1 to 3 conductors	ESCC/ESA 3901-002	28 to 18	Conductor : Silver plated copper Insulation : Polyimide tapes Polyimide top coat Helical screen-silver plated copper Sheath : Polyimide tapes PTFE tape or top coat	
SHIELDED JACKETED (Higher resistance to radiation)	A3901-2-P-X-HG X : 1 to 3 conductors	ESCC/ESA 3901-002	28 to 18	Conductor : Silver plated copper Insulation : Polyimide tapes Polyimide top coat Helicoidal screen-silver plated copper Sheath : Polyimide tapes	



For detailed technical information refer to the product data sheet.

Space Wires

Temperature range : - 100°C + 200°C

Operating Voltage : 600 V

F A3903 Series

Cable family	Applicable standard	AWG Size range	Temperature range	Description
A3903-WP	ESCC3903	30 to 28	- 100°C + 200°C	Solid conductor : Silver plated copper alloy Insulation : PFA
		26		Solid conductor : Silver plated copper Insulation : PFA
A3903-WY	ESCC3903	30 to 28	- 60°C + 100°C	Solid conductor : Silver plated copper alloy Insulation Kynar
		26		Solid conductor : Silver plated copper Insulation Kynar

These wires are also available in twisted pairs. Please contact our sales department.

Space Application Flexible PTFE Wires

Cable family	Standards	AWG Size	Temperature range	Description
E-ESP	Conductor: ESCC 3901 Insulation: ANSI/NEMA HP3	32 to 12	- 100°C + 200°C	Conductor : 2 μ m Silver plated copper or Silver plated copper alloy Insulation : PTFE

Thermocouples and Special Cables

Thermocouples and Special Cables

Thermocouples Cables

Cable family or Draka reference	Ø max mm	AWG	Temperature range °C	Nom Mass kg/km	Construction
F2793-33	4,25	22	55 to +260	26,3	Nickel chrome/Nickel aluminium EMF (100°C) : 4,1 mV Shield : 1 Nickel plated copper braid Jacket : Polyimide/PTFE Elements recognition according to ASNE
F2793-22	4,25	22	55 to +260	26,3	Nickel chrome/Nickel aluminium EMF (100°C) : 4,1 mV Shield : 1 Nickel plated copper braid Jacket : Polyimide/PTFE Elements recognition according to NSA
F2794-14	3,6	24	-95 to +200	26	Nickel chrome/Allied aluminium EMF (100°C) : 4,1 mV Shield : 1 Tinner copper braid (exists with nickel plated copper) Jacket : Fluoropolymer
F2794-32	4	22		26,5	Nickel chrome/Nickel plated copper Shield : 1 Nickel plated copper Jacket : Polyimide/PTFE
F2790-12	0,82	30	-55 to +260	4	Unshielded pair of wires Copper/Constantan EMF (100°C) : 4,27 mV

For detailed technical information refer to the product data sheet.

Power Feeder Cables

Cable family	Standard	AWG Size Range	Temperature	Construction
▶ SINGLE CORE				
DG AIR 1715 EN DG	NSA935131DG - EN2854-003	10 to 0000	260°C	Conductor : Nickel plated copper Insulation : Composite polyimide fibreglass tape PTFE tape
▶ SHIELDED & JACKETED				
AIR 715	NSA935 131DG	24 to 14	260°C	Core : AIR 1715 Braid screen : Nickel plated copper Jacket : PTFE + fibreglass + PTFE

Low bending radius feeder Cables

Cable family	Standard	AWG Size Range	Temperature	Construction
DH	ESC0844	2 - 0 - 00	260°C	Conductor : Nickel plated copper Insulation : Fluoropolymer light yellow

High flexibility airframe wires

Cable family	Standard	AWG Size Range	Temperature	Construction
BF	ASNE0260	24 to 18	200°C	Conductor : Nickel + silver plated copper Insulation : PTFE <i>Not suitable for UV laser marking</i>

Equipment interconnect - 600V

Cable family	Standard	AWG Size Range	Temperature	Construction
BN	ASNE0719	24 to 16	150°C	Conductor : silver plated copper alloy (AWG24) Tin plated copper (AWG 16 to 22) Insulation : ETFE

Thermocouples and Special Cables

Special Cables

Cable family or Draka reference	Standard	Ø max mm	AWG	Temperature range °C	Max Mass kg/km	Construction
F8704-16		8,7	24	+125	125	Jacketed assembly of gigabit ethernet + EN 2267 DR wires Jacket : Fluoropolymer
MQB F2744-7	ECS0828	5,9	24	+200	46	Jacketed and shielded assembly of 2 pairs of EN2267-009 (DR) wires in replacment of HU Conductor : Nickel plated copper Insulation : Fluoropolymer/PTFE Shield : 1 Nickel plated coppmer braid Jacket : Fluoropolymer
MQD F4744-8	ECS0829	6,8	24	+200	77	Jacketed and shielded assembly of 4 pairs of EN2267-009 (DR) wires in replacment of HV Conductor : Nickel plated copper Insulation : Fluoropolymer/PTFE Shield : 1 Nickel plated copper braid Jacket : Fluoropolymer

For detailed technical information refer to the product data sheet.

Technical Parameters and Packaging

Technical Parameters

Conductor American Wire Gauge (AWG) mm²

AWG wire gauge	Conductor type	Nominal Ø (mm)	Nominal section (mm ²)	AWG wire gauge	Conductor type	Nominal Ø (mm)	Nominal section (mm ²)	AWG wire gauge	Conductor type	Nominal Ø (mm)	Nominal section (mm ²)
28	Bare wire	0.320	0.080	24	7/32	0.610	0.226	18	16/30	1.200	0.808
	7/36	0.381	0.071		10/34	0.584	0.200		19/30	1.240	0.957
	19/40	0.406	0.093		19/36	0.610	0.239		41/34	1.200	0.819
27	Bare wire	0.361	0.102		41/40	0.584	0.201		65/36	1.200	0.845
	7/35	0.457	0.111	23	Bare wire	0.574	0.259	17	Bare wire	1.150	1.039
26	Bare wire	0.404	0.127	22	Bare wire	0.643	0.322	16	Bare wire	1.290	1.300
	7/34	0.483	0.140		7/30	0.762	0.352		7.24	1.520	1.420
	10/36	0.533	0.127		19/34	0.787	0.380		19/29	1.470	1.216
	19/38	0.508	0.153		26/36	0.762	0.327		26/30	1.500	0.310
25	Bare wire	0.455	0.163	18	Bare wire	1.020	0.816		65/34	1.500	1.300
24	Bare wire	0.511	0.203		7/26	1.220	0.891		105/36	1.500	1.365

Section/Intensity

Indicative acceptable current value at 20°C for cable equipped with insulated stranded conductors.

Number of conductors	I (A) AWG 22	I (A) AWG 20	I (A) AWG 18	I (A) AWG 16	I (A) AWG 14
1	7	11	16	22	32
2	6.8	8	10	11.5	17
3	5.8	7	9	11	15
4	5.3	6.4	8	9	14
5	5	6	7.5	8.5	13
7	4.4	5.3	6.8	7.5	11.5
10	3.8	4.7	6	6.8	10
12	3.7	4.4	5.7	6.4	9.5
19	3.2	3.8	4.9	5.5	8
27	2.8	3.4	4.3	4.9	7.5
37	2.5	3	3.9	4.4	6.5

For detailed technical information refer to the product data sheet.

Technical Parameters

Conductors: Material and Stranded Construction

Conductor Material

Operating temp. Max (°C)	Peak temp. (°C)	Design	Ident. (annealed copper)	Hardness Vickers or Brinell (HV or HB)	Breaking strength max (N/mm ²)	Modulus of elasticity 20°(kN/mm ²)	Density (g/cm ³)	Thermal conduc. W (MC)	Resistivity 20°C (Ohms/cm)	Resistivity vs. Temp. Coef x°C
150	450	Copper	Cu	110HV	220	130	8.89	395	1.724	3.93.10 ⁻³
180	500	Copper without oxygen	Cu O	110HV	220	130	8.89	395	1.724	3.93.10 ⁻³
150	300	Tin plated copper	Cu Sn pb (ASTM B33)	110 HV	220	130	8.89	395	1.74-1.80	4.10 ⁻³
200	450	Silver plated copper	Cu Ag (ASTM B298)	110HV	220	130	8.89	395	1.724	3.89.10 ⁻³
260	500	Nickel plated copper	CuNi (ASTM B355)	110HV	220	130	8.89	395	1.74-1.80	4.2.10 ⁻³

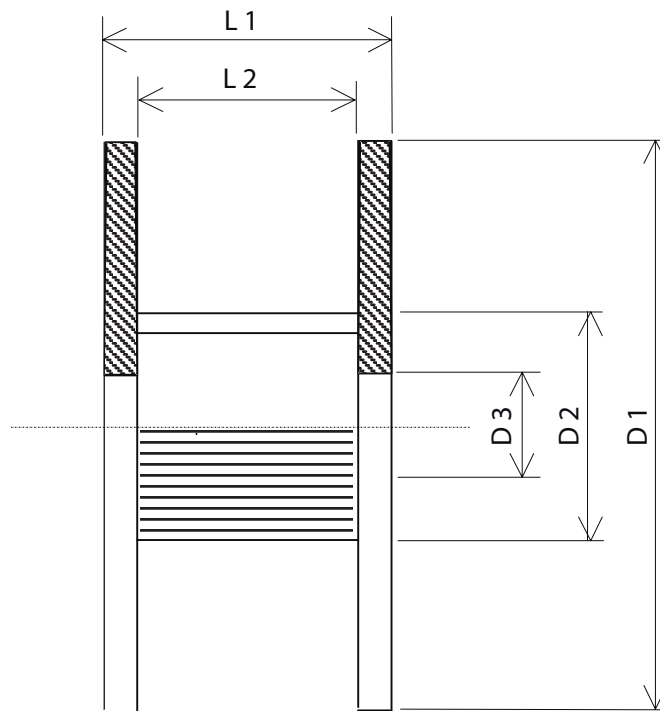
Stranded conductor constructions

AWG wire gauge	Cross Section (mm ²)	Semi-rigid construction	Flexible construction	High-flexible construction
28	0.09	7 x 0.13	19 x 0.08	X
26	0.14	7 x 0.16	19 x 0.10	X
24	0.22	7 x 0.20	19 x 0.13	133 x 0.05
22	0.34	7 x 0.25	19 x 0.16	41 x 0.10
20	0.60	7 x 0.32	19 x 0.20	42 x 0.13
18	0.93	7 x 0.36	19 x 0.25	26 x 0.20
16	1.34	7 x 0.45	19 x 0.30	26 x 0.26

Reel Size and Weight

▶ SPOOLS								
Weight	TYPE OF SPOOL	DIMENSIONS (in millimeters)					Material	DRAKA FILECA REFERENCE
		L1	L2	D1	D2	D3		
65 g		105	99.5	119	50	46	Plastic	LPD 120
200 g		140	131	179	84.5	26	Plastic	LP 180
450 g	B2	105	90	276	160	26	Plastic	LP 280
530 g	B3	185	165	276	160	26	Plastic	LPD 280
1.50 kg		120	110	380	220	26	Plastic	LP 380

▶ REELS								
Weight	TYPE OF REEL	DIMENSIONS (in millimeters)					Material	DRAKA FILECA REFERENCE
		L1	L2	D1	D2	D3		
1.8 kg	T1	220	200	380	225	35	Plastic	LP 400
4.2 kg	T2	330	300	600	350	42	Wood	LB 600
9.0 kg	T3	380	350	750	350	80	Wood	LB 750



Wires & Cables for Aerospace Applications

© Draka Fileca 2012. All Right Reserved. The information contained within this document must not be copied, reprinted or reproduced in any form, either wholly or in part, without the written consent of Draka Fileca. The information is believed correct at the time of issue. Draka Fileca reserves the right to amend this specification without notice. This specification is not contractually valid unless specifically authorised by Draka Fileca.

Draka Fileca D 1001 60730 Sainte-geneviève - France
Tél. : +33 3 44 08 21 21 - Fax : +33 3 44 08 98 86 - E-mail : fileca-office@prysmiangroup.com

<http://aerospace.prysmiangroup.com>

Prysmian
Group

 **PRYSMIAN**

 **Draka**