


Compact Termination Box MK2

Prysmian Part Numbers: See Table Below



The Compact Termination Box MK 2 is designed for use in residential and business applications for the termination of up to four optical fibres. The wall box enables the termination of a customer drop cable onto SC/UPC or SC/APC type pigtails and adapters. It can also be used as a splice point between two cables. The unit is supplied with a fixing bracket for mounting directly onto a wall or onto a DIN rail. The unit can be supplied with pigtails and adapters pre-installed, and can also be supplied on a reel with a length of cable pre-installed. Pigtails supplied are G657A1 fibre (others available on request) and adapters are fitted with a protection shutter.

Features and Benefits

- Compact & attractive design for interior wall mounting.
- Cables can enter unit from rear, bottom, top, right hand side or left hand side.
- Supplied with a bracket for wall mounting or mounting directly onto a DIN Rail.
- G657A1 fibre pigtails supplied as standard. All fibres are positively managed to maintain a 20mm minimum bend radius.
- Flip tray to allow access to connectorised tails and cable entry.
- Removable cover for easy access. The cover contains a cut out for a label to be inserted and a further transparent cover is supplied to fit over the label.
- Supplied with a security screw to prevent unauthorised access.
- Unit manufactured from fire resistant UL94-V0 rated material.
- Patchcords exit unit on bottom face and are protected by the use of shuttered adapters.
- Standard colour is white RAL9016. Other colours are available on request.
- Can be supplied on a reel with a pre-installed stub of cable for direct mounting without the need to open the box. Contact Prysmian for further information.

Part Numbers

	Connector Type	
	SC/UPC	SC/APC
Empty	XCP SC 01135	
1 Pigtail & 1 Adapter	XCP SC 01127	XCP SC 01128
2 Pigtails & 2 Adapters	XCP SC 01129	XCP SC 01130
3 Pigtails & 3 Adapters	XCP SC 01131	XCP SC 01132
4 Pigtails & 4 Adapters	XCP SC 01133	XCP SC 01134

Kit Contents

- 1 x Base
- 1 x Cover
- 1 x Splice Tray
- 1 x Wall or DIN Rail Fixing Bracket
- N x Pigtails (See part numbers)
- N x Adapters (See part numbers)
- 1 x Cover Fixing Screw
- 1 x Label Cover
- 1 x Blank Label
- 2 x Cable Ties
- 1 x Installation Guide
- 2 x Fixing Screws
- 2 x Wall Plugs

Note: Splice protectors are not supplied. Splice protectors can be ordered separately. See additional items.

Additional Items

- Splice Protectors
- Adapters
- Pigtails
- Security Screwdriver (tool)

Technical Data

• Number of input cable ports:	2 bottom, 1 rear, 1 top, 1 left, 1 right
• Maximum input cable diameter:	6mm
• Maximum Capacity:	4 Fibres
• Maximum no. of customer feeds:	4 Patchcords
• Required space envelope (mm):	(l) 83 x (w) 100 x (d) 27
• Operating temperature:	-20°C to + 50°C (5 to 95% RH)
• Material:	FR ABS
• Colour:	White RAL9016
• Testing:-	
• Optical:	Tested 1310,1550 & 1625nm
• Transportation:	FT/RD/RESA/09/11/213 – 3.3
• Installation:	FT/RD/RESA/09/11/213 – 3.4
• Climatic Storage:	FT/RD/RESA/09/11/213 – 3.8
• Impact:	FT/RD/RESA/09/11/213 – 3.8
• Cover Resistance:	FT/RD/RESA/09/11/213 – 3.10
• Tensile:	FT/RD/RESA/09/11/213 – 3.12
• Torsion:	FT/RD/RESA/09/11/213 – 3.13
• Insertion Loss:	FT/RD/RESA/09/11/213 – 3.14
• Climatic Testing:	FT/RD/RESA/09/11/213 – 3.15

Logistics

• Packing Dimensions (mm):	(l) 100 x (w) 115 x (d) 40
• Packed Weight (kg):	0.10
• Net weight (kg):	0.08
• Installation Instructions included	

Pigtail Technical Data

Pigtails are supplied with either xx/UPC or xx/APC connectors.

xx/UPC connectors can be used in cases where xx/PC or xx/SPC connectors are required.

For technical data on the pigtails supplied refer to Prysmian data sheet AC003

Additional Items

Heatshrink Splice Protectors

Splice protectors are used to protect the fibre splice. They are 2.2mm in diameter and 45mm in length.

Prysmian Part No. - XPESC00053 (pack of 50)
- XKTSC00050 (pack of 12)



Mechanical Splices

Mechanical Splices are used to splice fibres together without the need of a fusion splicing machine. They are 4mm wide x 4mm tall and 40mm in length. An assembly tool and splice holder is required for installation. See Prysmian data sheet AC007 for further information on mechanical splices.




Prysmian Part No. - XKTSC00121 (pack of 50)

Crimp Splice Protectors

Crimp Splice Protectors are used to protect the fibre splice. They are 1.2mm wide x 3.2mm high x 30mm long. Crimp Splice Protector Holders are required in order to accommodate crimp splices in the termination box. See below.


Prysmian Part No. - XKTSC00079 (pack of 12)
XKTSC00078 (pack of 50)



Crimp Splice Protector Holders

Crimp Splice Protector Holders are inserted into the box so that crimp splices can be accommodated. One holder is required for each splice.

Prysmian Part No. - XCPSC01550 (pack of 50)



Installation Tools

Security Screw Driver

The Security Screw Driver is used for installation / re-entering of the Box.

Prysmian Part No. - XCPSC00669



Please contact your local sales office listed on www.prysmiangroup.com

© Prysmian Group 2012, All Rights Reserved.

The information contained within this document must not be copied, reprinted or reproduced in any form, either wholly or in part, without the written consent of Prysmian Group. The information is believed correct at the time of issue. Prysmian Group reserves the right to amend this specification without notice. This specification is not contractually valid unless specifically authorised by Prysmian Group.